

RAMJAS INTERNATIONAL SCHOOL

R. K. PURAM, NEW DELHI 110022



Ramjas International School
R.K. Puram, New Delhi

Discover, Learn & Shine



Dear Parents,

Greetings from **Ramjas International School!**

Summer is a joyful time filled with sunshine, laughter, and opportunities for children to explore, imagine, and grow. Keeping this in mind, we have designed the **Summer Holiday Homework** to ensure that learning continues in a fun, meaningful, and engaging way beyond the classroom.

This holiday homework is not just about completing tasks—it is a thoughtfully planned journey that encourages children to **play, learn, and express themselves**. Through simple and enjoyable activities such as storytelling, colouring, movement, conversations, and family interactions, children will strengthen their language skills, creativity, and overall development.

The theme for this year, **“Play, Learn, and Shine,”** reflects our belief that young learners grow best through joyful experiences. Each activity included in this homework aims to:

- Build vocabulary and communication skills
- Enhance fine and gross motor skills
- Encourage creativity and imagination
- Promote emotional bonding and confidence



We encourage you to actively participate in your child’s learning journey. Your involvement will make these activities more meaningful and enjoyable, helping your child develop essential skills while creating beautiful family memories.

Let us work together to make this summer a perfect blend of **learning and fun**, where every small activity contributes to your child’s growth and happiness.

Instructions:

- Please guide and encourage your child to complete all the worksheets neatly.
- Help your child complete the suggested creative activities with enthusiasm.
- Ensure that all work is compiled in a folder.
- Kindly submit the completed Holiday Homework after the school reopens.

LANGUAGE ENRICHMENT: Express with Joy!

Picture Naming Game

Show flashcards or pictures and ask children to name and describe them (color, size, use).

Action Rhyme Time

Sing rhymes with actions (clap, jump, spin). This helps children connect words with movements.

Magic Words Game

Keep a Magic Word jar. Add a star every time your child says "Please," "Thank you," or "Excuse me." Celebrate with a sticker party at the end!



COGNITIVE FUN: Learn Through Play

Colour & Shape Hunt

Ask children to find objects of a specific colour or shape

Memory Tray Game

Show 4–5 objects, cover them, and ask children to recall what they saw.

Match the Pairs

Match pictures with the same objects (e.g., two apples, two balls).

Sorting Fun

Sort objects by colour, size, or type (toys, fruits, blocks).



SHARING & CARING ACTIVITY: Little Hearts, Big Kindness

Summer is very hot, and just like us, animals and birds also feel thirsty and hungry. Let's teach our little ones the value of kindness, sharing, and caring for all living beings.

ACTIVITY: FEED & CARE FOR ANIMALS AND BIRDS

What to Do: Keep a bowl of clean water ☐ outside for birds and animals

Help your child:

Feed stray dogs with biscuits/roti 🐕

Offer green grass/roti to cows 🐮

Keep grains for birds like pigeons and sparrows 🐦

Encourage your child to observe:

Who came to eat?

What did they like?



Scrapbook Activity:

Click 2–3 pictures of your child while:

Feeding animals

Keeping water bowls

Paste these pictures in a scrapbook

Help your child say 1–2 lines like:

“I fed a dog.”

“I gave water to birds.



MY FAMILY MAKES ME SMILE: Love & Bonding Activity

Family is where love begins and happiness never ends. Let's help our little ones express their love for their family in a joyful way ♡

ACTIVITY: MY HAPPY FAMILY COLLAGE

✿ What to Do:

Take a sheet or scrapbook page

Help your child:

Paste family photos

Decorate with colours, stickers, and smiley faces 😊


Ask your child simple questions:

Who is this?

Encourage responses.

"I play with mama."

"Papa makes me happy."



Special Bonding Activities

Environment Day Special: My First Plant Buddy (June 5)

This Environment Day, let's teach our little ones to love and care for nature!

Activity: *Plant a Memory*

- Help your child plant a small seed or sapling in a pot or recycled container.
- Decorate the pot with paints, stickers, or drawings.
- Give the plant a special name (e.g., Greeny, Sunny, Leafy).
- Water it daily and observe its growth.
- Take a photo of your child with their plant and share it with the class teacher



🚩 Bring a picture of your plant buddy to school after the holidays to share your experience!

Father's Day Celebration (June 17):

Celebrate the love and support of fathers with the following:

1. Make a Handprint Card
 - Dip your child's hand in paint and make a "Handprint Card" with a message: "You're my superhero, Dad!"
2. Dad & Me Activity Time
 - Spend time playing a favourite game or cooking together and talk about your favourite thing about each other.



My Super Dad Tie Craft

✂ Materials Required:

Coloured paper (for tie)

Glue

Scissors

Sketch pens / crayons

Googly eyes (optional)

Wool / ribbon

Small decorative items (stickers, pom-poms, etc.)

Steps:

Cut a tie shape from coloured paper.

Decorate the tie using colours, stickers, or dots.

Paste eyes and moustache to make it fun.

Attach a ribbon/wool to hang the tie.

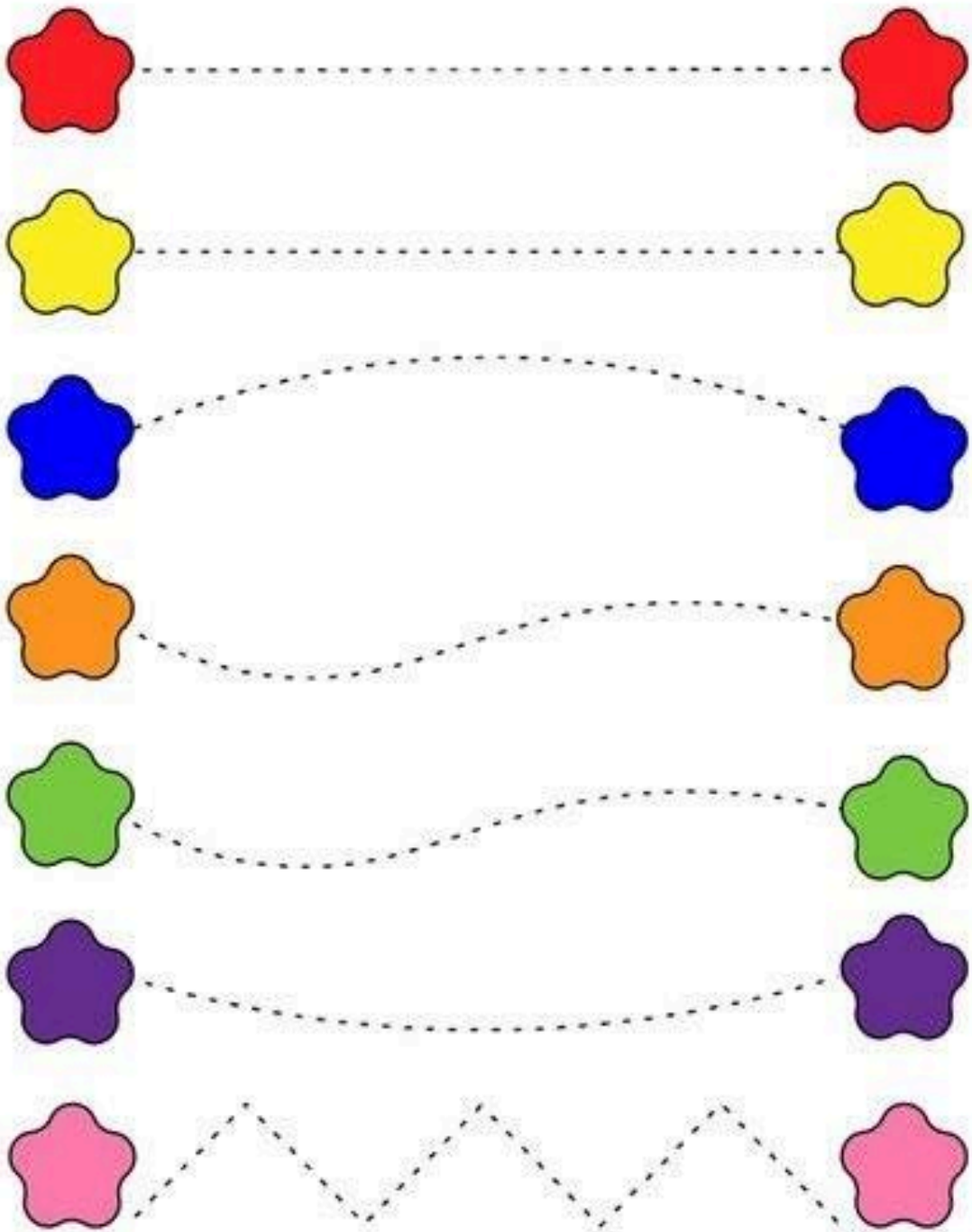
Write a small message: "I love you Papa" ♡



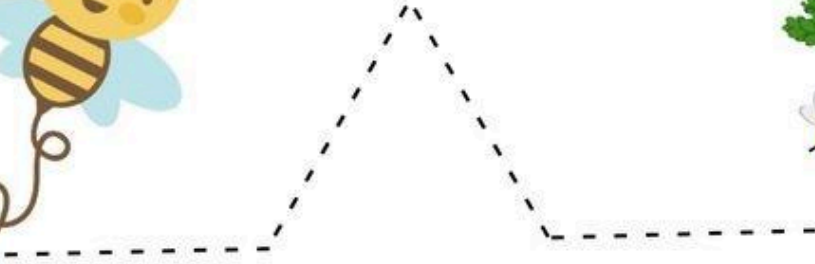


Pre-Writing Practice

Complete the tracing worksheets. Encourage correct colour grip, slow movement, and neatness. Talk about what they are tracing: *"This is a straight line. This is a zig-zag."*


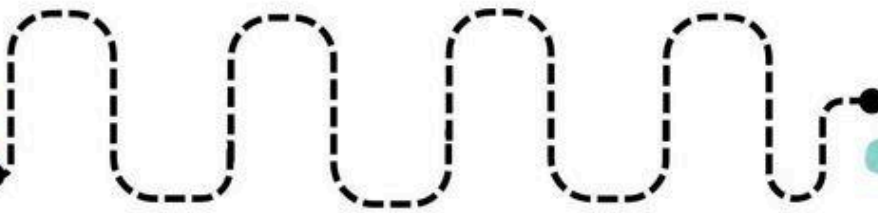

Connect the Colors

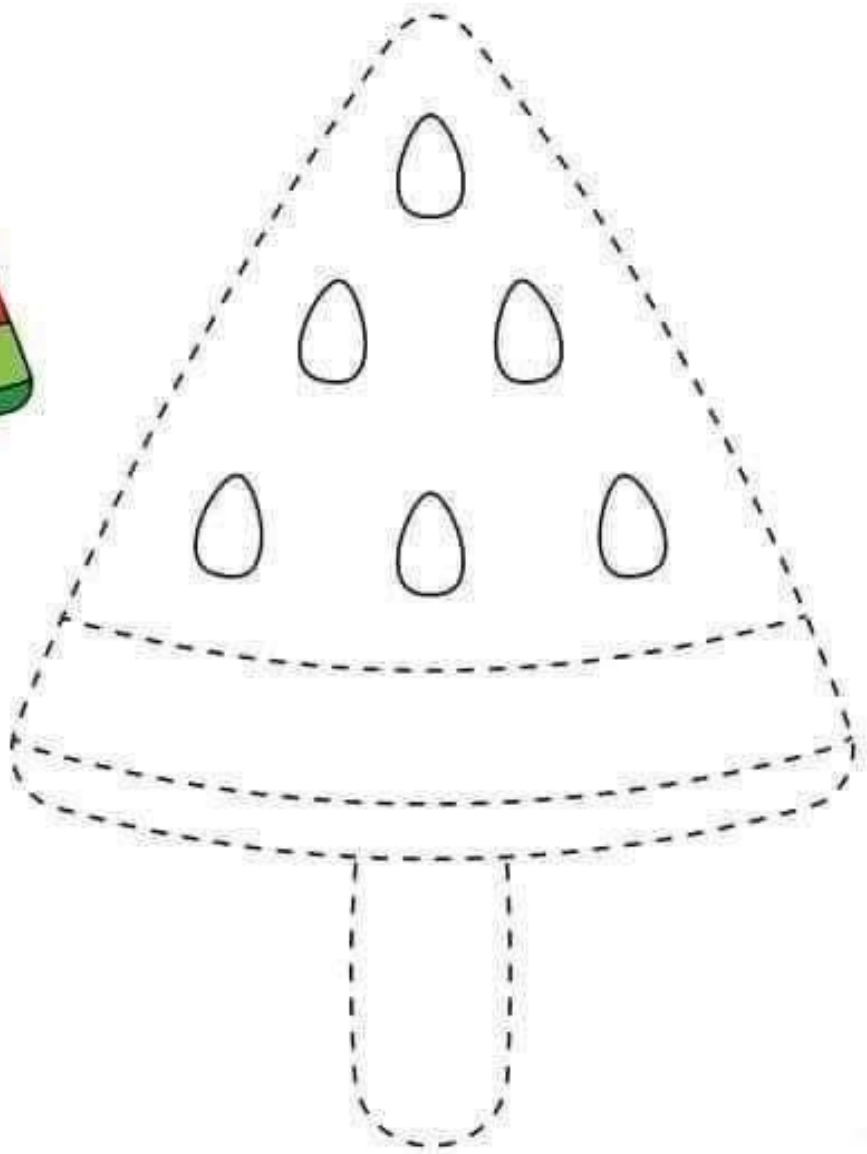


Help everyone arrive at destination !



Line tracing





Submit all worksheets and creative work in a folder by: 7th July, 2026

Let this summer be about **discovery, laughter, stories, scribbles, and songs**. Your involvement makes all the difference in nurturing a confident, joyful learner.

Wishing you a season full of sunshine and smiles!

SCHOOL REOPENS ON 1ST OF JULY 2026